



STUDENT SOLUTIONS CATALOG

Piano music to solve piano student learning challenges

Compose

Create.com

Music Kids Love®

Music Teens Love™

Music Adults Love™

HELPFUL NOTES

Clickable Images

Each cover image is hyperlinked. That means that you can click on any image to go directly to the music product.

Clickable Links

At the end, there is an alphabetical index of all music mentioned with links to each of the pieces. This will help in case you print this catalog and cannot click on the image for some reason.

Four Sections

We've included four sections in this catalog:

1. Student Problems and Solutions
2. Rhythm Solutions
3. Music Categories and Special Series
4. Games, Recital Templates, and Brochures

Teaching Tips are Just Suggestions

We've included a number of helpful tips in teaching certain concepts. But as always, these are just suggestions you can try. There are many more wonderful ones out there! We just couldn't include them all.

Do You Have a Suggestion?

We'd love to hear it.

Please add your suggestion here so we can consider it and keep all suggestions in one place:

ComposeCreate.com/catalog-suggestions

TABLE OF CONTENTS

SECTION 1: Student Problems and Solutions

Easier Than It Sounds.....	6
Seconds.....	7
Thirds.....	8
Fourths.....	9
Fifths.....	10
Finger Dexterity.....	11
Bass Clef Reading.....	12
Left Hand Development.....	13-14
Hands Together Playing.....	15-16
Bass Clef for Both Hands.....	17
Treble Clef for Both Hands.....	18
Shaping the Phrase.....	19
Out of Position Playing.....	20-21
Playing Softly.....	22
Playing Loudly.....	23
Two-Note Slurs.....	24
Staccato & Legato Coordination.....	25
Steady Beat.....	26
Observing Rests.....	27
Shifting Meter.....	28
Syncopation.....	29
Teaching Eighth Notes.....	30
Dotted Quarter Notes.....	31

SECTION 2: Rhythm Solutions

Rhythm Curriculum Order.....	33
------------------------------	----

Scope and Sequence Chart.....	34-35
My First Rhythm Cup Explorations®.....	36-37
Rhythm Menagerie™.....	38-39
Rhythm Manipulations™.....	40-41
Rhythm Cup Explorations®.....	42-43
Rhythm Streaming Tracks.....	44

SECTION 3: Music Categories, Special Series

Rote and Reading®.....	46-47
Music Adults Love™.....	48-49
Music Teens Love™.....	50-52
Short Sheets™.....	53
Tune Up Tunes™.....	54
Surprises & Extra-Musical Sounds.....	55
Talent Show Music.....	56
Audience Participation Music.....	57
Duet Music.....	58
Glissando Music.....	59
Modal Music.....	60
Sacred Music.....	61
Beautiful Places Series.....	62
Mythical Creature Series.....	63
Pet Shop Series.....	64
All Cooped Up Series.....	65
Beginning Music for Kids.....	66
Beginning Music for Teens, Adults.....	67
Fall and Halloween Music.....	68

Fall and Halloween Duets.....	69
Fall and Halloween Recital Template.....	69
Holiday and Christmas Music.....	70-72
All Is Calm Holiday Music.....	73

SECTION 4: Games, Recital Templates 74







Editable Recital Templates.....	75
Editable Certificates, Brochures.....	76
Music Flashcards and Games.....	77
Index of URLs.....	78-82
General Index.....	83









Section One

***STUDENT
PROBLEMS
and SOLUTIONS***


EASIER THAN IT SOUNDS












*You are
braver than you believe,
stronger than you seem,
and smarter than you think.
~ Christopher Robin to Winnie-the-Pooh*



SECONDS



These pieces use only steps and repeated notes











*Steps are fairly simple by themselves.
Repeated notes are also fairly simple.
The real challenge is combining these. This is because the change in mental processing is a real interruption in the previous pattern.*

THIRDS



These pieces use steps, skips and repeated notes




(duet)

(duet)

After introducing steps and skips, it's easy to think students "get it." But asking them to draw steps or skips on the staff may reveal gaps in learning. Try this "Where Am I?" game with your student:

1. Can you draw a D on the staff?
2. The next note is a step up from that. Draw that.
3. The next note is a skip down from that note. Draw that.
4. The last note is a step up from that. Where did you end?





Get a printable staff and keyboard here: ComposeCreate.com/staff-and-keyboards



FOURTHS











These pieces use seconds, thirds, fourths, and fifths



Fourths in a single hand are particularly problematic because they always involve a playing with the weak 4th or 5th finger. Giving students a simple exercise like this to practice daily can help them assimilate the awkward, physical "feeling" of a fourth.














FIFTHS









Students can easily recognize fifths when you describe them as a "line and a line" or a "space and a space." Of course, there's extra space in between, but this helps them differentiate between fourths and sixths.

FINGER DEXTERITY



Even 5-6 year olds are still learning to use scissors and children ages 7-8 are still learning to write legibly. Fine motor skill mastery is a challenging process for many children.

BASS CLEF READING



LEFT HAND DEVELOPMENT

Tune Up Tunes™ provide sets of Short Sheets™ to improve specific areas in which students struggle.








These are Tune Up Tunes™ for left hand melody balance, and development.



Start with Tune Up Tunes™ if your students struggle with any particular skill.

See the "Tune Up Tunes" catalog page or browse here for more:
ComposeCreate.com/tune-up-tunes








LEFT HAND DEVELOPMENT *continued*









HANDS TOGETHER PLAYING

Playing hands together can be challenging for some students. The coordination involved in reading music and processing directions for each hand is notably not an easy task!

These pieces can help that challenge:










HANDS TOGETHER PLAYING *continued*



Sometimes students struggle with hands together playing because they are not able to hear in their heads what the two-handed piece should sound like. Try playing the right hand while they play the left and vice versa. This allows them to "hear" how the parts fit together, and can make passages easier because their hands can follow what they remember hearing at the lesson.

BASS CLEF FOR BOTH HANDS









We must always strive to put ourselves in our students' shoes

because what has become easy and natural for us is new, unknown, and often scary for them.



TREBLE CLEF FOR BOTH HANDS












"Pure logic would tell us that if it takes a child 2-3 years to learn to read well, then it's going to take even longer for a child to learn to read music well since they only have one lesson per week."

~ Wendy Stevens

ComposeCreate.com/how-long-does-it-take-to-learn-to-read-music

SHAPING THE PHRASE




These solos include four measure phrases to help teach students how to shape the phrase.










OUT-OF-POSITION PLAYING

Most of our music fits in this category. But these pieces are especially helpful in keeping students from getting stuck.

Don't get stuck on the black keys!




Don't get stuck in Middle C position!






OUT-OF-POSITION PLAYING

continued



Don't get stuck in C position!

➔
















Don't get stuck in G position!

➔






One way to help students not get stuck in "position" playing is to change the way we refer to "positions." So instead of saying, "What is your hand position?" try "Where does your right hand go?" and "Where does your left hand go?" This changes the expectation from a set position to a routine where their first step is to simply find where the hands go for every piece.






PLAYING SOFTLY



Weight and depression are two aspects of playing softly. The slower you depress the key, the softer the sound. But you must have enough weight and must depress fast enough to make a sound at all!



PLAYING LOUDLY








Sometimes a simple rephrasing can help students play with better technic and musicianship. Instead of "play loudly", try using phrases like:



"Draw the sound out of the piano."
 "Make this the climax of the movie!"
 "Play to your Mom on the back row."

These more descriptive phrases can help students play with more expression and mindfulness.

TWO-NOTE SLURS



(duet)



When teaching two-note slurs, it's helpful to use phrases that tell the body what to do like:

"Down-up"
 "Drop-lift"
 "Heavy-light"
 "Drop-roll"



STACCATO & LEGATO COORDINATION











Many pieces can help the coordination of legato and staccato in small ways. But these Tune Up Tunes™ are sets of music specifically and strategically composed to help students improve this difficult skill.



This technique exercise can help your students with legato and staccato coordination. Notice the exercise does not start on C. Forcing your students to do this exercise in other 5 finger positions is will help prevent them from always defaulting to C position. Demonstrate and help them start very slowly. It takes significant concentration to do this exercise initially.






STEADY BEAT

Lack of a steady beat can be caused by many things including rhythm and reading issues or simply the number of details that easily overwhelm students. These pieces are easier to process with predictable rhythms and some have an almost "perpetual motion" element such that students can actually hear if they pause between beats.



OBSERVING RESTS

It is difficult for the mind and body to feel or (obviously) hear a rest. But the body needs to feel something on that beat. Inviting students to say "shh!" or "rest" gives their mind the bookmark it needs for the space.








"Shh!"






SHIFTING METER

4 5 6 3 2
4 4 8 4 4









COMPOUND METER

6 9 12
8 8 8





SYNCOPIATION



syncopated
/ˈsɪŋkəˌpeɪdəd/ adjective




Characterized by displaced beats or accents so that the strong beats are weak and vice versa.








TEACHING EIGHTH NOTES



Introducing eighths:



Simple eighth note passages to help student who struggle with eighths and rhythm accuracy:




DOTTED QUARTER NOTES



Hold It! is a set of Tune Up Tunes™ specifically composed to help improve dotted quarter note rhythmic accuracy. This set of three pieces features one piece for each beat placement - on the first, on the second, and on the third beat.

Other pieces that can help students learn dotted quarter notes:





Section Two

RHYTHM SOLUTIONS

RHYTHM CURRICULUM ORDER

My First Rhythm Cup Explorations®, *Rhythm Menagerie™*, and *Rhythm Manipulations™* are our core rhythm curriculums as they are carefully sequenced to give students comprehensive rhythm training.

Rhythm Cup Explorations® 1 and 2 are just supplements to this core curriculum.

You will get more significant and consistent rhythm improvement by regularly using the core curriculum and using *Rhythm Cup Explorations®* as a supplement.

Core Curriculum



Supplements






Supplements



RHYTHM SOLUTIONS

Scope and Sequence Chart





Our rhythm curriculum is a comprehensive tool to help you teach accurate rhythm with precision. These units will also help improve or solve specific rhythm issues in students.

RHYTHM Concept Problem↓				
Steady Beat	Unit 1			
Quarter Notes	Unit 1	Menagerie Unit 1	Unit 1	Unit 1
Quarter Rests	Unit 2	Menagerie Unit 4	Unit 1 - Quarter Half pg 5-6	Unit 1 - Triple Meter pg 8
Half Notes	Unit 3	Menagerie Unit 1	Unit 1 - Quarter Half pg 6-8	Unit 1 - Triple Meter pg 9-10
Half Rests		Menagerie Unit 5		
Dotted Half Notes		Unit 3		
Whole notes		Unit 2		
Whole rests		Unit 5		
Ties		Unit 4	Unit 4	Page 17 - eighths 23-32 - eighths and sixteenths
Eighth Notes		Unit 6	Unit 2	Unit 2
Eighth Rests		Unit 7	Unit 2	Unit 2
Dotted Quarters		Unit 8		Unit 3

continued on next page...

RHYTHM SOLUTIONS *continued*

Scope and Sequence Chart

RHYTHM Concept/ Problem↓				
Cut Time		Manipulations Unit 1		
Compound Meter		Manipulations Unit 2 Manipulations Unit 5, pg 54-56		Unit 3
Eighth Note Triplets		Manipulations Unit 3	Unit 3	
Syncopated Eighths		Menagerie Unit 6 - pg 68-69		Unit 4
Sixteenths		Manipulations Unit 4 - 5	Unit 4	
Sixteenth Rests		Manipulations Unit 5		
Syncopated Sixteenths		Manipulations Unit 5		Unit 5
Dotted Eighths		Manipulations Unit 6		Unit 5 - Syncopated Sixteenths - p 30
Polyrhythms 2:3 and 3:4		Manipulations Unit 7		

Streaming tracks are available for each book. Students and teachers can purchase an inexpensive subscription to use at home or in lessons. Practicing with the tracks helps ensure accurate rhythm, especially for My First Rhythm Cup Explorations®, Rhythm Menagerie™ and Rhythm Manipulations™.

ComposeCreate.com/streaming-tracks



MY FIRST RHYTHM CUP EXPLORATIONS®

ComposeCreate.com/my-first-rhythm-cup-explorations

My First Rhythm Cup Explorations® is the perfect introduction to rhythm for young students. This is where our core rhythm curriculum starts for students who need to develop a steady beat and reading basic rhythms. It teaches young students to keep a steady beat, tap rhythms, and even read notated rhythms. My First Rhythm Cup Explorations® is the perfect introduction to rhythm for any young student, no matter what instrument.

My First Rhythm Cup Explorations® is specifically designed to appeal and work for older preschool, kindergarten, and early level grade school students. This resource was tested in preschool, kindergarten, and first grade classes and private lessons with overwhelming enthusiasm and excitement from the children!

In addition to the fun of cup tapping, some of the features include:

- Only one rhythm on a page helps students focus
- Accompaniments feature a fun variety of styles
- Tracks are slower to accommodate young children
- Larger notation is used
- Patterns can be taught by rote
- Challenging rhythms included

Concepts Covered:

- Steady beat
- Quarter notes
- Repeat signs
- Quarter rests
- Half notes
- Triple and Quadruple meter

International Editions Available!

Our international editions use terms like crotchet, minim, quaver, etc. All of our rhythm books have international editions available.



MY FIRST RHYTHM CUP EXPLORATIONS[®]

sample

Scripted instructions in case you don't know what to say

White space to decrease distraction for kids

Quarter Notes 1

Now, we're going to start having all kinds of rhythm cup-tapping fun! Do you see any new symbols on the page? When you get to the end, freeze your cup and your body in a fun and crazy position!

Tracks 22-24

Larger notation

Patterns can easily be taught by rote.

Cup-tapping key on each page for teachers

Cup-tapping techniques:

- Normal cup position is upside down, held by RH
- Tap table with cup
- Lift cup with RH and tap top of cup with LH
- Freeze your cup and body in a fun position

© 2019 Subject to licensing terms: ComposeCreate.com



Quarter Notes - Watermelon Bop
Tracks 10-12

Quarter Notes - Pineapple Bop
Tracks 13-15

Unit 1 - Quarter Notes
A guided note page for Unit 1.
1. Listen to the tracks and tap your cup.
2. Tap your cup to the rhythm. How many notes do you hear?

MFRCE streaming tracks are integral to progress. Students will need their own subscription to practice accurately at home.

Quarter Notes 5
Tracks 16-18

Learning Objectives:

- Identify the quarter note and its value.
- Tap the quarter note on the table.
- Tap the quarter note on the cup.
- Tap the quarter note on the cup with the left hand.

Learning Objectives:

- Identify the quarter note and its value.
- Tap the quarter note on the table.
- Tap the quarter note on the cup.
- Tap the quarter note on the cup with the left hand.



RHYTHM MENAGERIE™

ComposeCreate.com/rhythm-menagerie

Rhythm is the most fundamental part of music making. So taking time to improve students' rhythm is one of the most important tasks and the most empowering gift we can give to students.

Rhythm Menagerie™ is the first in-depth book in our core curriculum and features fun and intriguing activities to explore new rhythmic concepts. These rhythms are specifically designed to be musical (unlike many random rhythm drills) and fun to practice, especially with the accompaniment tracks. Each unit showcases a unique animal and often incorporates some of the fun antics of that animal in the student's activities.

Rhythm Menagerie™ is designed to take away distractions like note reading so that students can focus on learning new rhythms. This 96 page PDF resource is a comprehensive approach to teaching and practicing rhythm and can be used alongside any method in private lessons, group lessons, and the classroom!

Concepts Covered:

- Quarter notes
- Half notes
- Whole notes
- Rests and ties
- Eighth notes
- Eighth rests
- Dotted quarter notes

International Editions Available!

Our international editions use terms like crotchet, minim, quaver, etc. All of our rhythm books have international editions available.



RHYTHM MENAGERIE™ sample

Unit 1 Quarter and Half Notes Only one rhythm to focus on the first week.

Day 1

Clap this rhythm while counting out loud.



Day 2

Play the above rhythm in 2 ways:

Round 1: High note, *f*, counting out loud.

Round 2: High note, *p*, counting out loud.

Day 3

Play the above rhythm in 2 ways:

Round 1: Low note, counting out loud.

Round 2: Low note, counting out loud.



Rhythms are memorable, repeatable, and musical.

RHYTHM menagerie

Carefully sequenced to help ensure mastery.



Stunning completion certificates!

Half notes since they are twice as long as the quarter notes.

= 2 beats

Unit 1 Quarter and Half Notes

Level 1: Single line rhythms

Clap, tap or play these rhythms while counting out loud.

Track 101

Measure of Progress

Draw a for every day that you practice. Try to make this a 5, 6, or 7 beat measure!

Unit 1 Quarter and Half Notes

Level 1: Two-handed rhythms

Clap, tap or play these rhythms while counting out loud.

Track 102

Measure of Progress

Draw a for every day that you practice. Try to make this a 5, 6, or 7 beat measure!

Unit 1 Quarter and Half Notes

Level 1: Fun with sounds

Clap the notes and knees on the while counting out loud.

Track 103

Measure of Progress

Draw a for every day that you practice. Try to make this a 5, 6, or 7 beat measure!

Unit 1 Quarter and Half Notes

Level 2: Single line rhythms

Clap, tap or play these rhythms while counting out loud.

Track 104

Measure of Progress

Draw a for every day that you practice. Try to make this a 5, 6, or 7 beat measure!

Unit 1 Quarter and Half Notes

Level 2: Fun with sounds

Clap the notes and get your legs on the while counting out loud.

Track 105

Measure of Progress

Draw a for every day that you practice. Try to make this a 5, 6, or 7 beat measure!

Unit 1 Quarter and Half Notes

Level 3: Single line rhythms

Clap, tap or play these rhythms while counting out loud.

Track 106

Measure of Progress

Draw a for every day that you practice. Try to make this a 5, 6, or 7 beat measure!

Unit 1 Quarter and Half Notes

Level 3: Fun with sounds

Clap the notes while counting out loud. Make real sounds on the .

Track 107

Track 108

Track 109

Track 110

Track 111

Track 112

Track 113

Track 114

Track 115

Track 116

Track 117

Track 118

Track 119

Track 120

Track 121

Track 122

Track 123

Track 124

Track 125

Track 126

Track 127

Track 128

Track 129

Track 130

Don't even think about trying to skip and front this exercise as hard as I can! The animals will be so happy to see you with a 5, 6, or 7 beat measure!



Don't even think about trying to skip and front this exercise as hard as I can! The animals will be so happy to see you with a 5, 6, or 7 beat measure!



Creative musical streaming tracks help students practice accurately.

RHYTHM MANIPULATIONS™

ComposeCreate.com/rhythm-manipulations

Rhythm Manipulations™ is the next rhythm book in our core curriculum and picks up right where Rhythm Menagerie™ left off.

This book is specifically designed to appeal to mature students. The "Fun with Sounds" pages in Rhythm Menagerie™ are replaced by "Rhythm Maneuvers" which can be performed alone, with teacher and student, or with multiple students.

The accompaniment tracks expose students to a wide variety of music styles and are appealing to all ages. Three tracks for each line are included. The rhythm is clearly depicted in the first two tracks so students can check to make sure they are performing accurately. The third track helps students test their rhythmic accuracy.

The unit on polyrhythms is particularly helpful in ways that merely playing music with polyrhythms is not.

Concepts Covered:

- Cut time
- Compound meter
- Triplets
- Sixteenths
- Sixteenths expanded
- Dotted eighths
- Polyrhythms (2:3 and 3:4)

International Editions Available!

Our international editions use terms like crotchet, minim, quaver, etc. All of our rhythm books have international editions available.



RHYTHM MANIPULATIONS™ sample

Unit 4: Sixteenths

Appealing to all ages, especially teens

What are sixteenths?

Sixteenth notes are characterized by 2 flags or 2 beams when in a group.



Other sixteenth configurations:

When eighths and sixteenths fall within the same beat, they can be grouped together in the following ways:



Rhythms are memorable, repeatable, and musical

Which counting method is best for you?

Clap and count this example using the following counting methods. Which is easiest for you?

Carefully sequenced to master challenging rhythms

2-handed rhythms develop coordination

RHYTHM manip

Congratulations

You have now mastered
Rhythm Manipulations for S
Given on this day

Intriguing completion certificates

Artwork relates to the rhythm

Unit 4: Sixteenths

Unit 4: Sixteenths

Level 1: Rhythm Maneuvers

Find a friend that can lead this rhythm. Get facing your friend and place the music where you both can see it. Both you and your friend can clap your hands on the notes and high five (or air five) on the \cdot .

Tracks 1-3

© 2011

© 2011

© 2011

© 2011

© 2011

© 2011

© 2011

© 2011

© 2011

© 2011

© 2011

© 2011

© 2011

© 2011

© 2011

© 2011

© 2011

© 2011

© 2011

© 2011

© 2011

© 2011

© 2011

© 2011

© 2011

© 2011

© 2011

© 2011

© 2011

© 2011

© 2011

© 2011

© 2011

© 2011

© 2011

© 2011

© 2011

© 2011

© 2011

© 2011

© 2011

© 2011

© 2011

© 2011

© 2011

© 2011

© 2011

© 2011

© 2011

© 2011

© 2011

© 2011

© 2011



Engaging, multi-style streaming tracks help students practice accurately.

Collage of worksheet pages for Unit 4: Sixteenths, including sections for 'Single line rhythms', 'Rhythm Maneuvers', and 'Measure of Progress'.

RHYTHM CUP EXPLORATIONS®

ComposeCreate.com/rhythm-cup-explorations-bundle

Rhythm Cup Explorations® is an outrageously popular supplement to our core rhythm curriculum. Students of all ages all around the world enjoy this!

Rhythm Cup Explorations® helps reinforce rhythm with fun cup tapping techniques. It can be enjoyed in private lessons, group lessons, classrooms, and large and small groups.

Because Rhythm Cup Explorations® is merely a supplement to our core curriculum, the books are not sequential. Books 1 and 2 contain something for each level of student.

Purchase the entire set of Rhythm Cup Explorations® and you'll find most rhythm concepts covered, though with less material than our core curriculum.

Concepts Covered:

MY FIRST RHYTHM CUP EXPLORATIONS®

- Steady beat
- Quarter notes
- Quarter rests
- Half notes

BOOK 1

- Quarter, half notes
- Eighth notes
- Triplets
- Sixteenths

BOOK 2

- Triple meter
- Dotted quarter notes
- Compound time
- Syncopated eighths
- Syncopated sixteenths



International Editions Available!

Our international editions use terms like crotchet, minim, quaver, etc. All of our rhythm books have international editions available.

RHYTHM CUP EXPLORATIONS® sample

Rhythms are musical and catchy.

Rhythm Cup Explorations - Sixteenths

Level 2

Rhythm Cup Explorations - Triplets

Level 1

Rhythm Cup Explorations - Eighths

Level 2

Rhythm Cup Explorations - Quarter, Half

Level 1

Play the following rhythms with a plastic cup in your hand. Tap the table with the cup on the 1 and lift and tap the top of the cup with the other hand on the 2's. The second and fourth rhythms have a passing feature. In the last measure of these rhythms, place the cup in front of the next student on the third beat (do not slide it and pick up the cup that is passed to you on the fourth beat, then repeat the rhythm).

©2013 Schirmer Music Publishing, LLC. All rights reserved. ISBN 978-1-4589-1111-1

Key:

- Normal cup position is upside down
- Tap table with cup (head cup in RH)
- Lift and tap top of cup with LH
- Tap forehead with cup
- Tap cup behind back (sit on chair edge)
- Tap cup & tap table with side of table

"Brilliant!" "My students love this!"
"I have students begging for this!"

- Piano and Classroom teachers

Rhythm Cup Explorations 2 - Sixteenth Syncopation

Level 5

Rhythm Cup Explorations 2 - Eighths Syncopation

Level 4

"Even my adult students love Rhythm Cup Explorations®!"

Rhythm Cup Explorations 2 - Compound Meter

Level 4

Rhythm Cup Explorations 2 - Dotted Quarters

Level 3

Rhythm Cup Explorations 2 - Basic Triple Meter

Level 1

Play the following rhythms with a plastic cup in your right hand. Practice the first without the passing feature first in order to master the rhythm. Then alternating the line with the passing feature, remember to place the cup in front of your neighbor (give it their side) for best results.

©2013 Schirmer Music Publishing, LLC. All rights reserved. ISBN 978-1-4589-1111-1

Key:

- Normal cup position is upside down
- Tap table with cup (head cup in RH)
- Lift and tap top of cup with LH
- Tap forehead with cup
- Tap cup behind back (sit on chair edge)
- Tap cup & tap table with side of table

Units on syncopation are a great way to practice current pop music rhythms.

Students love using the tracks subscription at home to achieve faster tempos!



RHYTHM STREAMING TRACKS

ComposeCreate.com/streaming-tracks

Rhythm tracks are integral in helping students practice accurately at home.

Each set of tracks in our core curriculum (Rhythm Menagerie™, Rhythm Manipulations™, and My First Rhythm Cup Explorations®) contain 3 tempos for every line of music - slow, medium, and fast.

In the first two tracks, students can hear the rhythm played which helps make sure they are practicing accurately at home. The third track challenges them to stay with the track and play accurately even when the rhythm is no longer depicted.



Note: Tracks are not shareable with students. Students must purchase their own set of downloadable or streaming tracks to use at home.



Section Three

MUSIC
CATEGORIES
and **SPECIAL SERIES**















ROTE AND READING®

ComposeCreate.com/rote-and-reading

Rote and Reading® music enables students to play more difficult sounding music than they can read. But it also assists educationally as it helps improve their ear and reading ability.

Always have the score in front of the student when teaching a Rote and Reading® piece. Referring to the music while teaching the piece helps students learn to notice notation cues and read music better. Ask them questions like:










1. Does it move up, down or stay the same?
2. How many times do you repeat that?
3. Is this higher or lower?





ROTE AND READING[®] continued

ComposeCreate.com/rote-and-reading









MUSIC ADULTS LOVE™

ComposeCreate.com/music-adults-love





Adults shouldn't have to waste time playing music that sounds childish. So these pieces are composed with a depth of emotion and nuance that adults love.



Early Elementary Level



Elementary Level


















MUSIC ADULTS LOVE™

continued

ComposeCreate.com/music-adults-love










MUSIC TEENS LOVE™

ComposeCreate.com/music-teens-love







Sometimes teens want to impress, sometimes reflect. But they never, ever want to sound like a child! So this music is composed for teens and anyone who wants to sound mature.



Early Elementary Level
→














Elementary Level
→





MUSIC TEENS LOVE™







continued
 ComposeCreate.com/music-teens-love





MUSIC TEENS LOVE™ continued

ComposeCreate.com/music-teens-love



Short Sheets™



SHORT SHEETS™

Each set includes three, one-page pieces.
Great for review, quick wins, confidence
boosters + busy, transfer, & online students.

ComposeCreate.com/short-sheets



(Special Editions)



- * EE - Black keys
- * Read by finger number
- * Quarter, half, quarter rests

- * EE - Black keys
- * Note clusters
- * Read by finger number
- * Quarter, half, dotted half notes; quarter rests

- * EE - Black keys + white
- * Read by finger number
- * Clapping
- * Quarter, half, quarter rests

- * EE - Middle C position
- * Black /white key transition song
- * Staccato, legato
- * Quarter, half notes & rests

- * E - Middle C position
- * Staccato, legato
- * Quarter, half, dotted half notes & rests



- * E - C position
- * Staccato, legato
- * Quarter, half, dotted half notes & rests

- * E - C position mostly
- * Staccato, legato
- * Quarter, half, dotted half notes & rests

- * E - C position mostly
- * Legato
- * Great for teens, adults
- * Quarter, half, dotted half, whole notes & rests

- * E - G position
- * Staccato, legato
- * Sharps, flats, naturals
- * Hand crossings
- * Quarter, half, dotted half, whole notes & rests

- * E - G position
- * Staccato, legato, accent
- * Sharps, flats, naturals
- * Simple syncopation
- * Includes eighth notes



- * LE - G position
- * Hands move in and out of position in easy ways
- * Simple syncopations
- * Eighth notes and rests

- * LE - D Major key sig
- * Hands move in and out of position
- * Simple syncopations
- * Eighth notes and rests

- * LE - FM, GM key sigs
- * Simple eighth note syncopations
- * Sixteenths grouped in fours

- * LE - FM, GM key sigs
- * Simple eighth note syncopations
- * Sixteenths grouped in fours

- * LE - EM, Fm, DM key signatures
- * 3:2 polyrhythms in one
- * Moving from triplets to eighths in one



TUNE UP TUNES™

ComposeCreate.com/tune-up-tunes

Tune Up Tunes™ are collections of three, one-page pieces to help improve skills in specific problem areas. Tune Up Tunes™ are part of our Short Sheets™ collection which help motivate busy students who need to learn music quickly.


- * Bass clef reading
- * Left hand melody
- * Left hand development



- * E - Middle C position with variation
- * Staccato, legato, accents
- * Quarter, half, dotted half notes & rests



- * E - C position
- * Staccato, legato
- * Glissando in one piece
- * Quarter, half, dotted half, whole & rests



- * E - Middle C and C position
- * Lyrical, legato
- * Adults & teens enjoy
- * Quarter, half, dotted half, whole & rests



- * LE - GM and e minor positions
- * Excellent for teaching phrase shaping
- * Adults & teens enjoy
- * Eighth notes and rests

- * Playing staccato and legato simultaneously
- * Coordination between hands



- * E - LH in C position; RH in various positions
- * Staccato, legato
- * Easy quarter note rhythm allows focus on coordination



- * E - Variations on Middle C and C position
- * Staccato, legato
- * Easy rhythms allows focus on coordination
- * Mostly quarter notes

- * Dotted quarter note rhythmic accuracy



- * LE - C and Dm position
- * Each piece puts dotted quarter on a specific beat
- * Staccato, legato, accent



More Tune Up Tunes™ are coming!



SURPRISES & EXTRA-MUSICAL SOUNDS



*Kids love surprises.
But they love to be the one that surprises others too!*












For more surprises, check out these catalog pages or URLs:

Glissando Music
ComposeCreate.com/glissando-music

Audience Participation Music
ComposeCreate.com/audience-participation-music



TALENT SHOW MUSIC







AUDIENCE PARTICIPATION MUSIC

When you involve the audience in music making, everyone has a great time and it leaves an amazing impression on parents and audience members. Your audience will think you are the most creative teacher in the city!

These solos invite the audience to participate by clapping or cup tapping a specific rhythm. Included in your purchase are mp3s with the audience part so that your student (or you) can practice and be prepared with these sounds.



Audience participates by clapping a rhythm.








Audience participates by cup tapping a rhythm.



DUET MUSIC








Many of our early elementary pieces have teacher duets. However, these are our "equal part" duets.

ComposeCreate.com/duets



GLISSANDO MUSIC

ComposeCreate.com/glissando-music




a e o l i a n
i o n i a n
l o c r i a n
d o r i a n
p h r y g i a n
l y d i a n
m i x o l y d i a n

MODAL MUSIC


Many ComposeCreate pieces contain modal inflections. However, these pieces are composed in specific modes:



Aeolian




Mixolydian




Aeolian




Dorian



Lydian Flat 6 also called Lydian Sharp 5




Lydian



Lydian Dominant



Lydian Dominant




Lydian




Mixolydian Flat 6




Mixolydian w/ Flat 6 inflections




B Section - Lydian



Mixolydian Flat 6 & Aeolian



Harmonic Minor Mode IV




Lydian




Mixolydian



Mixolydian



Melodic Minor Mode V



Dorian



SACRED MUSIC

ComposeCreate.com/sacred-music

Amazing Grace
Arranged by Wendy Stevens

Doxology
Psalms 150 From Whose All Blessings Flow
Arranged by Wendy Stevens

When I Survey the Wondrous Cross
Arranged by Wendy Stevens

Come Christians Join to Sing
Arranged by Wendy Stevens

Be Thou My Vision
Arranged by Wendy Stevens

A SACRED SPACE
Psalm 134 From Whose All Blessings Flow
Arranged by Wendy Stevens

Oh the Deep, Deep Love of Jesus
Arranged by Wendy Stevens

Ode to Joy
Tune from Symphony No. 9 by Beethoven
Arranged by Wendy Stevens

Near the Cross
Arranged by Wendy Stevens

Doxology
Psalms 150 From Whose All Blessings Flow
Arranged by Wendy Stevens

There is a Balm in Gilead
Arranged by Wendy Stevens

Hosanna Loud Hosanna
Arranged by Wendy Stevens

Sing the Mighty Power of God
Arranged by Wendy Stevens

New Beginnings

Be Thou My Vision
Arranged for piano by Wendy Stevens

The Shadow Passes
Arranged by Wendy Stevens

Brethren, We Have Met to Worship
Tune: Holy Matrim
Arranged for piano by Wendy Stevens

This is My Father's World
Arranged by Wendy Stevens

Just the Lord is Risen Today
Arranged by Wendy Stevens






BEAUTIFUL PLACES SERIES

Adults and teens love this series because of its mature sound.




Early Elementary Level
"Finding Beautiful Places"



ComposeCreate.com/product/finding-beautiful-places



Elementary Level
"Entering Beautiful Places"






These three pieces are based on easy white key patterns. Note names are written in on the first introduction of a note then omitted after that.

ComposeCreate.com/product/entering-beautiful-places






Mid Elementary Level
"In Beautiful Places"



ComposeCreate.com/product/in-beautiful-places



Late Elementary Level
"Exploring Beautiful Places"




ComposeCreate.com/product/exploring-beautiful-places



MYTHICAL CREATURES SERIES

Each Mythical Creatures piece comes with the beautiful cover, music, and coloring sheet.



"I had a 5 year old come in and just completely shut down. He didn't want to leave mom's side, he refused to do any of our usual activities or even approach the piano, and didn't really want to talk to me. This was extremely unusual – I've been teaching him for months and he's always been so engaged and enthusiastic.





We were totally stuck, and on a whim I gave him the Mermaid Wishes coloring sheet and I played for him while he colored. Afterwards we talked about the different things we imagined while listening to the music and he warmed right up. He was so excited to describe the mermaid swimming through the water and the different sea critters he saw."

~ Ashley McGinnis, piano teacher



PET SHOP SERIES

ComposeCreate.com/pet-shop-music



*More Pet Shop Pieces
are coming!*



ALL COOPED UP SERIES

All Cooped Up

Diane Hidy



Compose
Create...

All Cooped Up 2

Diane Hidy



Compose
Create...

All Cooped Up Halloween

Diane Hidy



Compose
Create...

Chicken Bone Dance

All Cooped Up Duet
by Diane Hidy



Compose
Create...

(duet)

Buc-Buc-Buccaneer Waltz

All Cooped Up Duet
by Diane Hidy



Compose
Create...

(duet)

Poultry Pranks

All Cooped Up Duet
by Diane Hidy



Compose
Create...

(duet)

All Cooped Up Holiday


Diane Hidy



Compose
Create...

Assembling the Team

All Cooped Up Spy #1 by Diane Hidy



Compose
Create...

Infiltration

All Cooped Up Spy #2 by Diane Hidy



Compose
Create...

Getaway


All Cooped Up Spy #3 by Diane Hidy










Compose
Create...

BEGINNING MUSIC FOR KIDS

EE - Early Elementary
Mostly Black Key








This is the same piece but with different covers, title, and lyrics for those who don't care for Halloween music.





BEGINNING MUSIC FOR TEENS, ADULTS

EE - Early Elementary

These first five pieces are played on the black keys. An image of where the hands are placed is pictured on each piece and students are able to read by finger number and direction of notes.



These three pieces are helpful in learning to read music. They are notated on the staff, but the first time a white key is introduced, the letter of the note is indicated. This helps the adult make sure they have the correct note during practice, but forces them to read without the name through the rest of the piece.













These three Rote and Reading® pieces can be taught by rote or reading, but we recommend a combination of both.

Adults will especially enjoy the mature sound and will become more comfortable with moving around the keyboard.



FALL and HALLOWEEN MUSIC




ComposeCreate.com/halloween-music





FALL and HALLOWEEN DUETS

ComposeCreate.com/halloween-music



FALL and HALLOWEEN RECITAL TEMPLATE

ComposeCreate.com/recital-templates



Halloween Recital Template

features an elegantly spooky design with a poster, invitations, vertical template, horizontal template, and compliment cards.

Color and black and white versions included.



Fall Recital Template

features a warm, colorful palette of autumn nature with a poster, invitations, vertical template, horizontal template, and compliment cards.

Color and black and white versions included.







HOLIDAY and CHRISTMAS MUSIC

Elementary

ComposeCreate.com/holiday-music




Rate and Reading®



Rate and Reading®



Rate and Reading®



Short Sheets™ - 3 pieces

(Includes Audience cup-tapping)


Rate and Reading®



Elementary Piano Solo by Wendy Stevens

Elementary Piano Solo by Wendy Stevens

Elementary Piano Solo by Wendy Stevens



Rate and Reading®

Lite Elementary Piano Solo Arranged by Wendy Stevens



HOLIDAY and CHRISTMAS MUSIC

Intermediate

ComposeCreate.com/holiday-music

Carol of the Bells
Arranged by Diana Hich

Compose Create

RHYTHM cup explorations™
Holiday Edition
by Wendy Stevens

Compose Create

O HOLY NIGHT

Compose Create

O Little Town of Bethlehem
Arranged by Wendy Stevens

Compose Create

The First Noel

Compose Create

Piano part is intermediate
Includes 3 levels of cup tapping E, E1, I

What Child is This?
and O Come O Come Emmanuel

Intermediate Piano Solo
Arranged by Wendy Stevens

Compose Create

Joy to the World

Intermediate Piano Solo
Arranged by Wendy Stevens

Compose Create

Oh Christmas Tree
but don't cut it down!

Intermediate Piano Solo
Arranged by Wendy Stevens

Compose Create

He is Born
the Divine Christ Child!

Intermediate Piano Solo
Arranged by Wendy Stevens

Compose Create

Deck the Hall

Intermediate Piano Solo
Arranged by Wendy Stevens

Compose Create

We Three Kings

Intermediate Piano Solo
by Wendy Stevens

Compose Create

Duet

Carol of the Bells

Intermediate Piano Solo
Arranged by Wendy Stevens

Compose Create

RHYTHM cup explorations™
Nutcracker Edition
by Wendy Stevens

Compose Create

Piano part is intermediate
Includes 4 levels of cup tapping EE, E, E1, I

In the Bleak Midwinter
from the Nutcracker Suite, Op. 181

Intermediate Piano Solo
by Wendy Stevens

Compose Create

Infant Holy, Infant Lowly
from the Nutcracker Suite, Op. 181

Intermediate Piano Solo
by Wendy Stevens

Compose Create

It Came Upon a Midnight Clear
from the Nutcracker Suite, Op. 181

Intermediate Piano Solo
by Wendy Stevens

Compose Create

Deck the Hall Hoedown
Part of the Nutcracker Suite, Op. 181

Intermediate Piano Solo
by Wendy Stevens

Compose Create

God Rest Ye Merry Gentlemen
Part of the Nutcracker Suite, Op. 181

Intermediate Piano Solo
by Wendy Stevens

Compose Create

Lo, How a Rose E'er Blooming
with
The Wexford Carol

Intermediate Piano Solo
with C instrument

Compose Create




Duet with C instrument



HOLIDAY and CHRISTMAS MUSIC

Advancing

ComposeCreate.com/holiday-music









Duet with C instrument

All is Calm
Collection



ALL IS CALM HOLIDAY MUSIC

ComposeCreate.com/all-is-calm-collection



The All is Calm, All is Bright collection is one of Wendy's all-time favorite sets of compositions. She says:

"I adore Christmas music. It's like a warm blanket to me each winter season. Ever since I was a teen, I wanted to arrange holiday and Christmas music unique enough that it would pique the listener's interest even if they had heard the tune thousands of times. This prompted this set of arrangements that I hope bring new hope, new light, and new insight into your Christmas season."



Section Four

GAMES
and **RECITAL**
TEMPLATES



EDITABLE RECITAL TEMPLATES

ComposeCreate.com/recital-templates

Our Recital Template Packages include invitations, a poster, a foldable horizontal program, a vertical program (designs for front and back), and compliment cards. Color and black and white versions are included. Each package comes with a Pages, Word, and Adobe Reader file so devices can edit at least one of these.



Spring Flower Etching Programs



Spring 2018 Spring Editable Program



Spring Vivaldi Recital Programs



Spring (title not editable) 2017 Spring Editable Program



Summer



Autumn



Halloween



Holiday



Christmas



Winter



EDITABLE CERTIFICATES, BROCHURES

ComposeCreate.com/recital-templates

Type in any congratulatory text you want. In the word processing files, you can even insert your studio logo! Color and black and white versions are included. Each package comes with a Pages, Word, and Adobe Reader file so devices can edit at least one of these.



Flower Etching Certificates
pairs well with Flower Etching
Recital Program Package



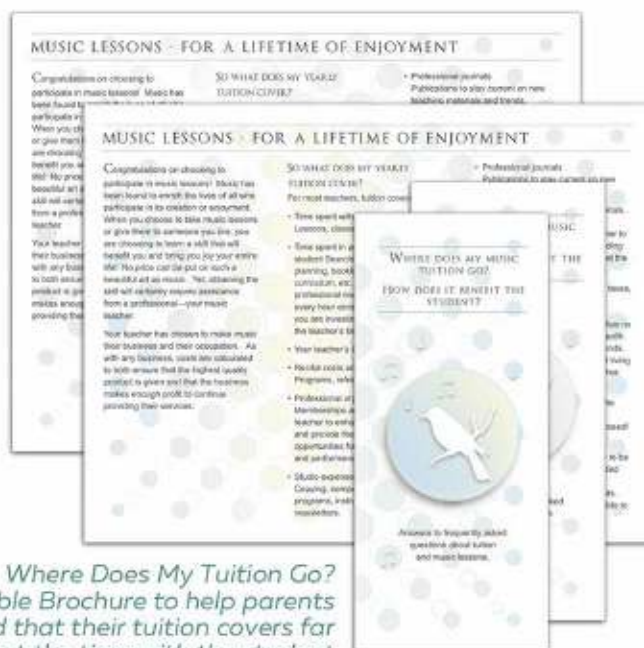
Vivaldi Certificates
pairs well with Vivaldi
Recital Program Package



General Music Certificates



Certificates for
Rhythm Cup Explorations
Books 1, 2, and My First Rhythm Cup
Explorations



Where Does My Tuition Go?
Editable Brochure to help parents
understand that their tuition covers far
more than just the time with the student

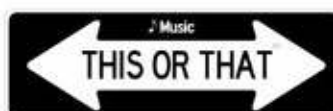


MUSIC FLASHCARDS AND GAMES

ComposeCreate.com/music-games



Fishy Flashcards



Would you rather...

Be the first at a recital
or the last?

Practice in the morning
or the evening?

Play a piece that
makes people cry
or makes people laugh?

Play only
pieces with sharps
or pieces with flats?

Music This or That



Stickers



Cupcake Note Match



Soccer Music Flashcards



Basketball Sketch-a-play
(intervals)



Penguin Note Match

"Play is the natural language of a child. Serious talking is not. I think play goes hand in hand with the idea of kinesthetic learning which is very important for kids. But it also adds something to the concept of just doing things physically. It adds an *enjoyable* element called play."

~ Wendy Stevens from the "Have You Forgotten What It's Like to be a Child?" workshop

INDEX OF URLs

MUSIC TITLE	URL	LEVEL
A Distant Blue	ComposeCreate.com/product/a-distant-blue	E
A Few Complaints	ComposeCreate.com/product/a-few-complaints	E
A Little Drama	ComposeCreate.com/product/a-little-drama	E
A Lonely Path	ComposeCreate.com/product/a-lonely-path	EI - I
A Piggy Pet	ComposeCreate.com/product/a-piggy-pet	EE
Affirm-a-term (Game)	ComposeCreate.com/product/affirm-a-term	Game
African Safari	ComposeCreate.com/product/african-safari	E
All Cooped Up 1	ComposeCreate.com/product/all-cooped-up	E
All Cooped Up Spy Edition	ComposeCreate.com/product/all-cooped-up-spy	LE - EI
Amazing Grace	ComposeCreate.com/product/amazing-grace-easy	E
Ancient Forest	ComposeCreate.com/product/ancient-forest	EE
April Song	ComposeCreate.com/product/april	LE
At the Fair	ComposeCreate.com/product/at-the-fair	EE
August Song	ComposeCreate.com/product/august	EI
Autumn Recital Template	ComposeCreate.com/product/autumn-recital-program	Recital Template
Basketball Sketch-a-Play	ComposeCreate.com/product/basketball-interval-game	Game
Be Thou My Vision Easy	ComposeCreate.com/product/easy-be-thou-my-vision	E
Beach Vibes	ComposeCreate.com/product/beach-vibes	E
Birds and Bugs Short Sheets	ComposeCreate.com/product/birds-and-bugs	E
Bison Are Back	ComposeCreate.com/product/bison-are-back	EE
Booming Beast	ComposeCreate.com/product/booming-beast	EE
Buc-Buc-Buccaneer Waltz Duet	ComposeCreate.com/product/buc-buc-buccaneer-waltz	E
Buzzer Beater	ComposeCreate.com/product/buzzer-beater	LE - EI
By the Bluegreen Bay	ComposeCreate.com/product/by-the-blue-green-bay	E
Cascading	ComposeCreate.com/product/cascading	EI - I

Christmas Recital Template	ComposeCreate.com/product/christmas-recital-program-package	Recital Template
Cluck Cluck Moo	ComposeCreate.com/product/cluck-cluck-moo	EE - E
Coastal Reverie	ComposeCreate.com/product/coastal-reverie	EE
Cupcake Note Match	ComposeCreate.com/product/cupcake-note-match	Game
Dancing Cows	ComposeCreate.com/product/dancing-cows	EE
Dinosaur Days Short Sheets	ComposeCreate.com/product/dinosaur-days	LE
Dragon Dreams	ComposeCreate.com/product/dragon-dreams	E
Drastic Measures	ComposeCreate.com/product/drastic-measures	I
Dribble and Drive	ComposeCreate.com/product/dribble-and-drive	LE - EI
Dusty Blue	ComposeCreate.com/product/dusty-blue	E
Eastern Harbor	ComposeCreate.com/product/eastern-harbor	LE
Easy Doxology	ComposeCreate.com/product/easy-doxology	EE - E
Emerald	ComposeCreate.com/product/emerald	E
Escape from Donegal Castle	ComposeCreate.com/product/escape-from-donegal-castle	E and EI versions
Evening Rain	ComposeCreate.com/product/evening-rain	E
Fairy Dust	ComposeCreate.com/product/fairy-dust	E
February Song	ComposeCreate.com/product/february	LE
Fishy Flashcards	ComposeCreate.com/product/fishy-flashcards	Game
Flower Etching Certificates	ComposeCreate.com/product/flower-etching-certificates	Certificate
Football Fever	ComposeCreate.com/product/football-fever	EI
Fun Foods Short Sheets	ComposeCreate.com/product/fun-foods	EE - E
Gathering Storm	ComposeCreate.com/product/gathering-storm	EE
General Music Certificates	ComposeCreate.com/product/recital-certificates	Certificate
Ghastly Beast	ComposeCreate.com/product/ghastly-beast	EE
Go With You	ComposeCreate.com/product/go-with-you	E
Got a Scratch	ComposeCreate.com/product/got-a-scratch	E
Guy Eye	ComposeCreate.com/product/guy-eye	I
Halloween Recital Template	ComposeCreate.com/product/halloween-recital-program-package	Recital Template
Happy, Happy Birthday	ComposeCreate.com/product/happy-happy-birthday	E
Hold It	ComposeCreate.com/product/hold-it	LE
Holiday Recital Template	ComposeCreate.com/product/holiday-recital-program-package-2017	Recital Template
I Hate to Wear a Coat	ComposeCreate.com/product/i-hate-to-wear-a-coat	LE
I Want Some Water	ComposeCreate.com/product/i-want-some-water	E
I Would Like a Pet	ComposeCreate.com/product/i-would-like-a-pet	EE - E

In Miller's Meadow	ComposeCreate.com/product/in-millers-meadow	E
Irish Celebration	ComposeCreate.com/product/irish-celebration	EE
It's All About the Candy	ComposeCreate.com/product/its-all-about-the-candy	E
Jaguar Jungle	ComposeCreate.com/product/jaguar-jungle	E
Jinx	ComposeCreate.com/product/jinx	LE
Jittery	ComposeCreate.com/product/jittery	LE
Just for Now	ComposeCreate.com/product/just-for-now	EI
Keep Out!	ComposeCreate.com/product/keep-out	I - LI
Leave the Monster Scene to Us	ComposeCreate.com/product/leave-the-monster-scene-to-us	E
Legend of the Eagle	ComposeCreate.com/product/legend-of-the-eagle	E
Leprechaun Leaps	ComposeCreate.com/product/leprechaun-leaps	E
Little Fuzzies	ComposeCreate.com/product/little-fuzzies	EE
Living Life	ComposeCreate.com/product/living-life	E
Loch Ness Quest	ComposeCreate.com/product/loch-ness-quest	EI - I
Lookin' Sharp	ComposeCreate.com/product/lookin-sharp	EE
Loose Tooth	ComposeCreate.com/product/loose-tooth	EE - E
Lumbering King	ComposeCreate.com/product/lumbering-king	E
March Song	ComposeCreate.com/product/march	LE
Marigold	ComposeCreate.com/product/marigold	E
May Song	ComposeCreate.com/product/may	EI
Meanwhile	ComposeCreate.com/product/meanwhile	I - LI
Mermaid Wishes	ComposeCreate.com/product/mermaid-wishes	E
Mid-Air Meditation	ComposeCreate.com/product/mid-air-meditation	LE
Minor Squabble	ComposeCreate.com/product/minor-squabble	LE
Mister Bo Beaver	ComposeCreate.com/product/mister-bo-beaver	EE
Misty Mountain	ComposeCreate.com/product/misty-mountain	EE
Monkeying Around	ComposeCreate.com/product/monkeying-around	E
Mountain View	ComposeCreate.com/product/mountain-view	E
Music This or That	ComposeCreate.com/product/music-this-or-that	Game
Never Quit	ComposeCreate.com/product/never-quit	EE
New Beginnings	ComposeCreate.com/product/new-beginnings	LI
Night Adventures	ComposeCreate.com/product/night-adventures	LE
No School on Halloween	ComposeCreate.com/product/no-school-on-halloween	LE
No Shoes	ComposeCreate.com/product/no-shoes	LE
November Song	ComposeCreate.com/product/november	LE
Nuts, Nuts, Nuts	ComposeCreate.com/product/nuts-nuts-nuts	EE

October Song	ComposeCreate.com/product/october	EI
On Hedge Apple Trail	ComposeCreate.com/product/on-hedge-apple-trail	E
Owl's Nocturne	ComposeCreate.com/product/owls-nocturne	LE
Parade of Champions	ComposeCreate.com/product/parade-of-champions	E
Penguin Note Match	ComposeCreate.com/product/penguin-music-note-match	Game
Pick Your Favorites Short Sheets	ComposeCreate.com/product/pick-your-favorites	EE - E
Play Ball?	ComposeCreate.com/product/play-ball	EE
Playful Jobs	ComposeCreate.com/product/playful-jobs	EE
Poison Ivy	ComposeCreate.com/product/poison-ivy	E
Poultry Pranks (duet)	ComposeCreate.com/product/poultry-prank	LE
Prairie Creek Sunrise	ComposeCreate.com/product/prairie-creek-sunrise	E
Pretty Creepy	ComposeCreate.com/product/pretty-creepy	EI
Reflective Moments	ComposeCreate.com/product/reflective-moments	E
Rhythm Cup Explorations Certificates	ComposeCreate.com/product/rhythm-cup-explorations-certificates	Certificate
Ride Like the Wind	ComposeCreate.com/product/ride-like-the-wind	LE
River Dolphins	ComposeCreate.com/product/river-dolphins	E - LE
Robotic Rise	ComposeCreate.com/product/robotic-rise	E
Rodents, Rodents	ComposeCreate.com/product/rodents-rodents	E
Romp and Raid	ComposeCreate.com/product/romp-and-raid	E
Royal Invitation	ComposeCreate.com/product/royal-invitation	E
Savanna Stalk	ComposeCreate.com/product/savanna-stalk	E
Scatterbrained Scarecrow	ComposeCreate.com/product/scatterbrained-scarecrow	LE
Secrets in the Trees Short Sheets	ComposeCreate.com/product/secrets-in-the-trees	LE
September Song	ComposeCreate.com/product/september	EI
Shivers Down My Spine	ComposeCreate.com/product/shivers-down-my-spine	E
Snack Time	ComposeCreate.com/product/snack-time	LE
Snakin' Through the Bayou	ComposeCreate.com/product/snakin-through-the-bayou	EI
Soccer Music Flashcards	ComposeCreate.com/product/soccer-music-flashcards	Game
Something In My Piano	ComposeCreate.com/product/something-in-my-piano	EE
Space Adventures Short Sheets	ComposeCreate.com/product/space-adventures	EE - E
Spring Flower Etching Programs	ComposeCreate.com/product/flower-etching-recital-program	Recital Template
Start Your Engines	ComposeCreate.com/product/start-your-engines	LE
Stay the Course Short Sheets	ComposeCreate.com/product/stay-the-course	LI - A
Stickers	ComposeCreate.com/product/stickers	Stickers
Stinky Sox	ComposeCreate.com/product/stinky-sox	Game

Stinky Stockings	ComposeCreate.com/product/stinky-stockings	Game
Summer Fun	ComposeCreate.com/product/summer-fun	EE
Summer Recital Template	ComposeCreate.com/product/summer-recital-program	Recital Template
Summer Sky	ComposeCreate.com/product/summer-sky	E
Summit Reflections	ComposeCreate.com/product/summit-reflections	E
The Bold Escape	ComposeCreate.com/product/the-bold-escape	EE - E
The Booger Song	ComposeCreate.com/product/the-booger-song	EE - E
The Cheese Disease	ComposeCreate.com/product/the-cheese-disease	E
The Making of a Star	ComposeCreate.com/product/the-making-of-a-star	E
Through the Glass	ComposeCreate.com/product/through-the-glass	E
Time Flies	ComposeCreate.com/product/time-flies	LE
Transformation	ComposeCreate.com/product/transformation	LE
Tricks and Treats Short Sheets	ComposeCreate.com/product/tricks-and-treats	EE - E
Troll Trouble	ComposeCreate.com/product/troll-trouble	E
Unicorn Gliding	ComposeCreate.com/product/unicorn-gliding	EE - E
Vancouver Island Sunset	ComposeCreate.com/product/vancouver-island-sunset	EE - E
View from the Canoe	ComposeCreate.com/product/view-from-the-canoe	E
Vivaldi Certificates	ComposeCreate.com/product/vivaldi-recital-certificates	Certificate
Vivaldi Recital Program	ComposeCreate.com/product/vivaldi-spring-editable-recital-program-package	Recital Template
Watch Out! Here I Come!	ComposeCreate.com/product/watch-out-here-i-come	EE
Whatever I'll Be for Halloween	ComposeCreate.com/product/whatever-ill-be-for-halloween	E
Where Does My Tuition Go? Brochure	ComposeCreate.com/product/editable-tuition-brochure	Brochure
Whither the Weather Short Sheets	ComposeCreate.com/product/whither-the-weather	E
Winter Recital Template	ComposeCreate.com/product/winter-recital-program-package	Recital Template
Yee-Haw	ComposeCreate.com/product/yee-haw	E
You Don't Scare Me Now	ComposeCreate.com/product/you-dont-scare-me-now	E
2017 Spring Editable Program	ComposeCreate.com/product/spring-recital-program	Recital Template
2018 Spring Editable Program	ComposeCreate.com/product/2018-spring-editable-recital-program-package	Recital Template

KEY:

EE - Early Elementary

E - Elementary

LE - Late Elementary

EI - Early Intermediate

I - Intermediate

LI - Late Intermediate

A - Advancing

INDEX

A	
Adult Music	48-49
All Cooped Up Series	65
All Is Calm Holiday Music	73
Animal Music	64
Audience Participation Music	57
Autumn Duets	69
Autumn Music	68
Autumn Template	69
B	
Bass Clef for Both Hands	17
Bass Clef Practice	12
Bass Clef Reading	12
Beat (steady)	26
Beautiful Places Series	62
Beginner Student Music	66
Beginning Music for Kids	66
Beginning Music for Teens, Adults	67
Black Key Music	66, 67
Brochures	76
C	
Certificates	76
Changing Meter	28
Chicken Music	65
Christmas Editable Recital Templates	75
Church Music	61
Clapping Sounds in Music	55
Compound Meter (teaching)	28
Compound Meter (teaching)	35, 40-41 (RM2 p. 17-26)
D	
Dexterity	11
Dotted Crotchet Notes	31, 34-35, 42-43
Dotted Quarter Notes	31, 34-35, 36-37
Dotted Quaver Notes	31, 34-35, 40-41
Down-ups	24
Duet Music	58
Dynamics	22-23
E	
Early Elementary Music for Kids	66
Early Elementary Music for Teens/Adults	67
Easier than it sounds	6
Easter Music	61
Editable Certificates, Brochures	76
Editable Recital Templates	75
Eighth Notes	30, 36-37
Extra-Musical Sounds	55
F	
Fall and Halloween Duets	69
Fall and Halloween Music	68

Fall and Halloween Recital Template	69	Lenten Music	61
Fall Music	68	M	
Fifths	10	Meter (changes in)	28
Finger Dexterity	11	Modal Music	60
Finger Strengthening	11	Muscle Weakness	11
Flashcards	77	Music Adults Love™	48-49
Forte	23	Music Flashcards and Games	77
Fourths	9	Music for Adults	48-49
G		Music for Teens	50-52
Games	77	Music Teens Love™	50-52
Glissando Music	59	My First Rhythm Cup Explorations®	36-37
H		Mythical Creatures Series	63
Halloween Music	68	N	
Hands Together Playing	15-16	New Hand Positions	20-21
Holiday and Christmas Music	70-72	O	
Holiday Editable Recital Templates	75	Observing Rests	27
I		Out of Position Playing	20-21
Impressive Music	56	P	
In Beautiful Places Series	62	Pet Shop Series	64
Intervals	7-10	Phrasing	19
K		Piano (quiet)	22
Keeping the Beat	26	Playing <i>forte</i>	23
Knocking Sounds in Music	55	Playing Hands Together	15-16
L		Playing Loudly	23
Left Hand Development	13-14	Playing <i>piano</i>	22
Left Hand Practice	13-14	Playing Quietly	22
		Playing Softly	22
		Polyrhythm (teaching)	35, 40-41 (RM2 p. 72-81)

Position Playing Issues	20-21	Sixteenths (teaching)	35, 40-41 (RM2 p. 39-59)
Preschool Rhythm	36-37		
Pupil Savers	6	Skips	8
		Snapping Sounds in Music	55
Q		Soft Dynamics	22
Quavers	30, 36-37	Spring Editable Recital Templates	75
		Staccato & Legato Coordination	25
R		Steady Beat	26
Reading Bass Clef	12	Steady Rhythm	26
Recital Programs	75	Steps	7
Recital Templates	75	Student Duets	58
Rests	27	Surprises & Extra-Musical Sounds	55
Rhythm	26, 32-44	Syncopation	29
Rhythm Accompaniment Tracks	44		
Rhythm Cup Explorations®	42-43	T	
Rhythm Curriculum Order	33	Talent Show Music	56
Rhythm Manipulations™	40-41	Teaching by Rote	46-47
Rhythm Menagerie™	36-37	Teaching Eighth Notes	30
Rhythm Scope and Sequence Chart	34-35	Teaching Quavers	30
Rhythm Streaming Tracks	44	Teaching Resources	77
Rote and Reading®	46-47	Teen Music	50-52
		Thirds	8
S		Time Signature Changes	28
Sacred Music	61	Treble Clef for Both Hands	18
Scope and Sequence Chart	34-35	Tune Up Tunes™	54
Seconds	7	Two-Note Slurs	24
Semiquaver (teaching)	35, 40-41 (RM2 p. 39-59)		
Shaping the Phrase	19		
Shifting Meter	28		
Short Sheets™	53		